

Computer Aided Publishing

30 Hour - Part 2

Student Workbook

Issue: US230/30/2b-IQ-0401B



Copyright © 2003, LJ Technical Systems. No part of this
Publication may be adapted or reproduced in any material form,
without the prior written permission of LJ Technical Systems.

Written by: LJ Technical Dept

Assignment 16 *Paint and Image Editing*



Graphic File name



Record information on paint and image editing programs here.

Some of the tools available in a paint program are:

.....
.....

Some of the special effects that an image editing program can create are:

.....
.....
.....

Assignment 17 *How Illustration Programs Work Part 1*



Record information on 2 dimensional shapes here.

Postscript illustration programs.....

.....

Some of the tools that are available in an illustration program are:

.....

Assignment 18

How Illustration Programs Work Part 2



Record information on 3 dimensional graphics programs here.

3 dimensional graphics programs have two modules:

1

2

The modeling component creates a which is built using

Surface maps are used to

.....

Rendering

.....

Assignment 19

Color



Record information on What is color? here.

.....

.....

.....

.....

Assignment 20 Color Mark up



Use the broad color markers to color in the picture. Follow the tints and color suggestions as closely as possible.

80%c - 100%m
 0%y - 80%c
 100%y - 100%m
 60%c - 40%y
 80%c - 80%y
 80%c - 20%y
 40%y - 100%m
 40%c - 60%y
 100%y - 0%c
 0%c - 80%m
 100%c - 80%m
 100%m - 100%y
 40%m - 100%y
 60%c - 60%m
 40%c - 100%y
 20%bl - 0%c
 10%bl - 0%c
 0%bl - 0%c
 50%bl - 0%c
 40%c - 40%y
 80%c - 20%y
 100%c - 100%y

Abbreviations
 bl = black
 c = cyan
 m = magenta
 y = yellow



Record information on additive and subtractive colors here.

Additive colors are used by

Subtractive colors are used by

A color seems when viewed against a dark background.

A color wheel

.....

Complementary colors

.....

Assignment 21

Printed color



Record information on spot color here.

Spot color

.....

Tints

.....

Duo tone

.....



Record information on process color here.

Process color printing

.....

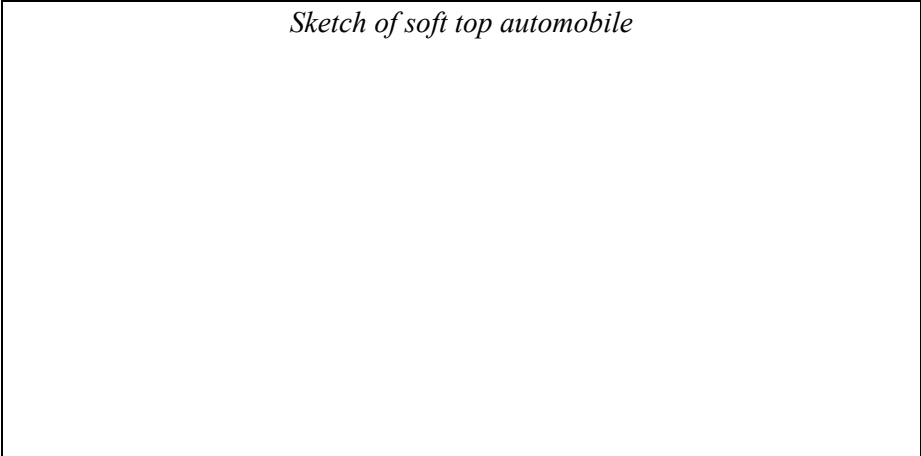
A halftone screen

.....

Screens are rotated

Assignment 22 *Graphic Manipulation Part 1*

Sketch of soft top automobile




Automobile Scan File name



Soft Top Model File name

Assignment 23 *Graphic Manipulation Part 2*

Sketch of the display sign design




Display Sign Scan File name



Display Sign File name

Assignment 24 *Graphic Manipulation Part 3*

Sketch of automobile and display sign




File name

Assignment 25 *Hardware : How Scanners Work*



Record information on how scanners work here.

The three types of scanner used in publishing are :

- 1 scanner.
- 2 scanner.
- 3 scanner.



Record information on flatbed and transparency scanners here.

In flatbed scanners

.....

In transparency scanners

.....

Assignment 26

Hardware : Graphic Input Devices Part 1



Record information on input devices here.

The pointing device of a graphic tablet can be either :

a,

a,

Besides scanners, another input device is the digital



Record information on graphic tablets here.

The pointing device communicates with the tablet by

.....

with an accuracy to within

Assignment 27

Hardware : Graphic Input Devices Part 2



Record information on digital cameras here.

Digital cameras use instead of a conventional film.

The difference between how CCD arrays are used in a digital camera, compared to a scanner, is that

.....

The digital images can be transmitted

.....



Record information on photo CD systems here.

The Photo CD system uses

.....

The Photo CD format is
.....

Assignment 28

Corporate Identity



Symbol File name



File name

Assignment 29

Business Cards



File name



Record information on how printing presses work here.

Make ready means.....
.....

Offset lithography
.....

Sheetfed presses
.....

Web presses
.....

The gravure printing technique
.....
.....

Assignment 30

Personal Profile



File name