

Digital Sound Technology

10 Hour - Part I

Student Workbook

Issue: US210/10/2a-IQ-0401A



Copyright © 2002, LJ Technical Systems. No part of this
Publication may be adapted or reproduced in any material form,
without the prior written permission of LJ Technical Systems.

Lesson Module: 71.21/4

Written by: LJ Technical Dept

Assignment 1 What is Digital Speech?



Label the diagram of the larynx.

Back of tongue

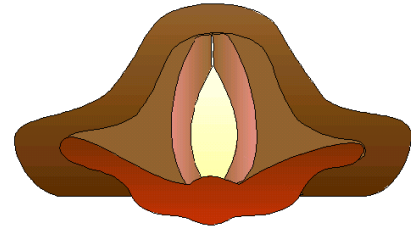



Diagram 1.1 - Using the vocal cords

OPEN

CLOSED



Give the name of each button shown.



Give the name of each of the **Transport tool bar** buttons shown.

Assignment 2 *Talk to me!*



Fill in the name of your file: **.wav**

USE THE USUAL FILE NAME CONVENTION: CLASS ID, INITIALS AND ASSIGNMENT NUMBER.



Fill in the name of your partner's file: **.wav**



Fill in the name of your new file: **.wav**

Assignment 3 *Creating a Digital Sound Track*



Write the sample you have chosen: **.wav**



Fill in the name of your first file: **.wav**



Fill in the name of your second file: **.wav**



Fill in the name of your third file: **.wav**



Fill in the name of your fourth file: **.wav**

Assignment 4 Applications of Digital Speech



From the CAI write notes about applications involving digital speech:

Application 1:

Application 2:

Application 3:

Application 4:

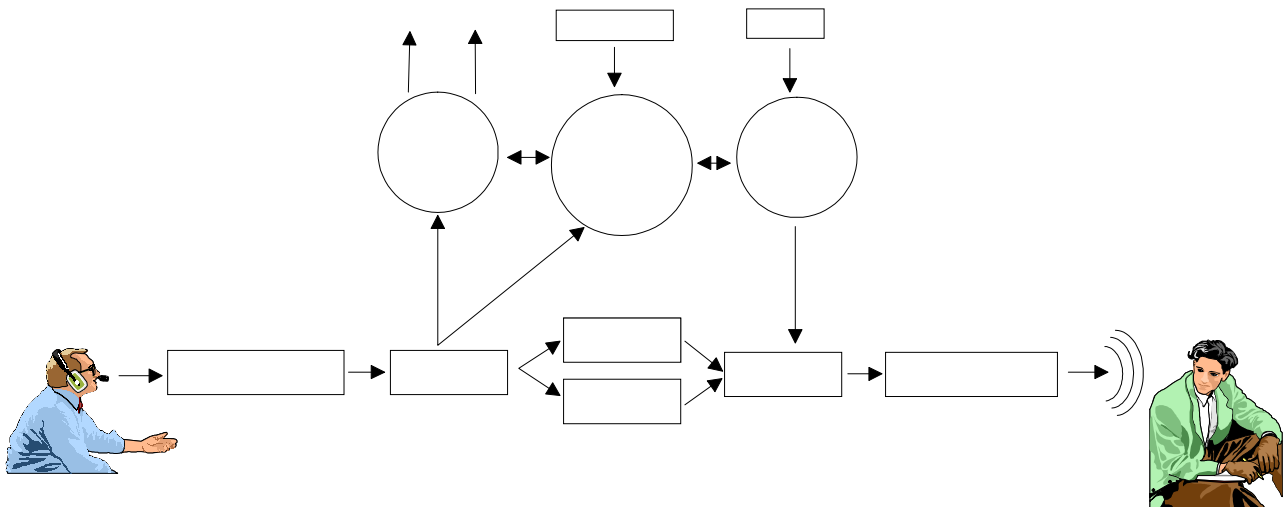
Application 5:

Application 6:

Application 7:



Complete the diagram of the areas of speech processing.



Assignment 5 Text to Speech



Identify two more areas of society that could benefit from having speaking computers:

①

②